



Ontario Secondary School Literacy Test (OSSLT) 2014-2015

Overview of Results



Poleen Grewal
Superintendent
Curriculum and Instruction Support Services

Research & Accountability Department

Kim Bennett, M.Sc.
Research Officer

Rosanne Brown, Ed.D.
Research Officer

Marti Carpenter, B.A.
Testing/Research Technician

Paul Favaro, Ph.D.
Chief of Research and Accountability

Elana Gray, M.Sc.
Research Officer

Pat Hare
Administrative Assistant

Tom Lam, B.A.
Research Analyst

Aimee Wolanski, Ed.D.
Research Officer



Ontario Secondary School Literacy Test (OSSLT) 2014-2015

Overview of Results

TABLE OF CONTENTS

Ontario Secondary School Literacy Test (OSSLT): 2014-2015

A	Introduction.....	1
B	Contextual Information	3
C	Fully Participating First-Time Eligible Students – Trends over Time	4
D	Fully Participating First-Time Eligible Students by Gender – Trends over Time.....	4
E	Fully Participating First-Time Eligible English Language Learners (ELLs) – Trends over Time	5
F	Fully Participating First-Time Eligible Students with Special Education Needs (excluding identified gifted) – Trends over Time	5
G	OSSLT Student Questionnaire Results – First-Time Eligible Students by Gender	6

Tables

Table 1: Contextual Information.....	3
Table 2: OSSLT Student Questionnaire Results – First-Time Eligible Students by Gender.....	7

Figures

Figure 1: Summary of Results.....	2
Figure 2: Fully Participating First-Time Eligible Students – Trends over Time	4
Figure 3: Fully Participating First-Time Eligible Students by Gender – Trends over Time.....	4
Figure 4: Fully Participating First-Time Eligible Students ELLs – Trends over Time	5
Figure 5: Fully Participating First-Time Eligible Students – Students with Special Education Needs (excluding identified gifted) – Trends over Time...5	5

This report contains an overview of the 2014-2015 Education Quality and Accountability Office (EQAO) provincial assessment for Grade 10 literacy for the Peel District School Board and the Province. Copies of the full *Provincial Report* can be downloaded from EQAO's website, which is located at <http://www.eqao.com>.

Education Quality and
Accountability Office



About

EQAO, an independent arm's length agency of the provincial government, conducts a wide range of province-wide assessments. The OSSLT has been in place since 2002. It occurs annually and involves all eligible grade 10 students. The assessment provides both individual and system data on student achievement. Students receive an individual report indicating whether or not they have successfully passed the OSSLT. The results are reported as a single literacy outcome that includes both reading and writing components. School and school board reports are produced locally for parents/guardians and their communities in addition to reports from EQAO (available on [EQAO's website](#)).

The purpose of the OSSLT is to ensure that students possess the reading and writing skills that are required by the end of Grade 9 as outlined in *The Ontario Curriculum* across all subject areas. Students are eligible to write the OSSLT for the first time in their second year of secondary school. Successful completion of the OSSLT is one of the 32 requirements for the Ontario Secondary School Diploma (OSSD).

Students who have been eligible to write the OSSLT at least twice, and have not been successful at least once qualify to complete the literacy requirement through the Ontario Secondary School Literacy Course (OSSLC).

About the Grade 10 Assessment

Explanation of Terms *(See EQAO Board report for complete details)*

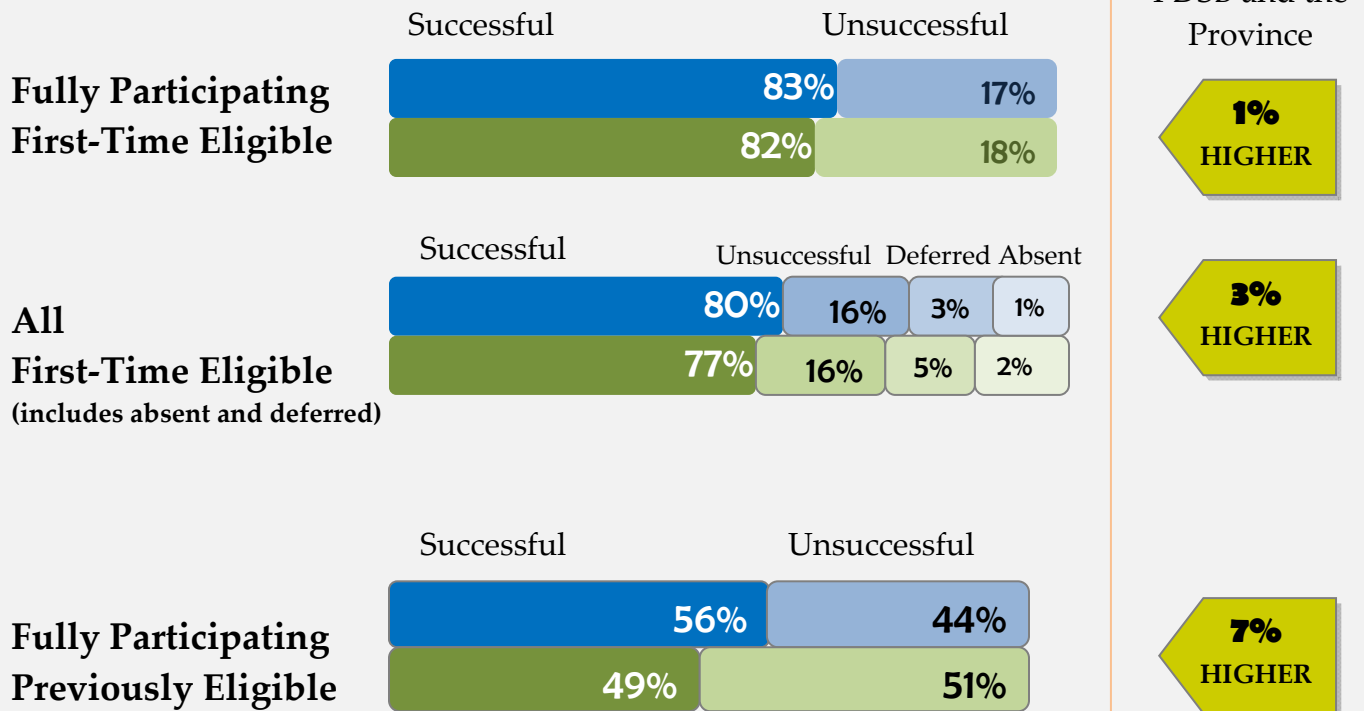
- 1) **First-Time Eligible Students** – typically entered Grade 9 in 2013-2014 or entered Grade 10 in the 2014-2015 school year from out of province; working toward an Ontario Secondary School Diploma (OSSD)
- 2) **Previously Eligible Students** – students who were absent, deferred or unsuccessful during previous administrations of the OSSLT; were previously exempted but now working toward an OSSD;
- 3) **All Eligible Students** – This reporting method provides percentages based on all students in the cohort working toward an OSSD. The only students excluded were those who are not working toward an OSSD (exempt students).
- 4) **Fully Participating Students** – This reporting method provides percentages based on students for whom there is work for both sessions of the OSSLT and who were assigned an achievement result. Students who are not working toward an OSSD, who were absent, and those who were deferred were excluded.

Grade 10 Ontario Secondary School Literacy Test (OSSLT) 2014-2015

Summary of Results



Figure 1



Demographic data about students in the PDSB and the province provide valuable contextual information to help with the interpretation of the OSSLT results.

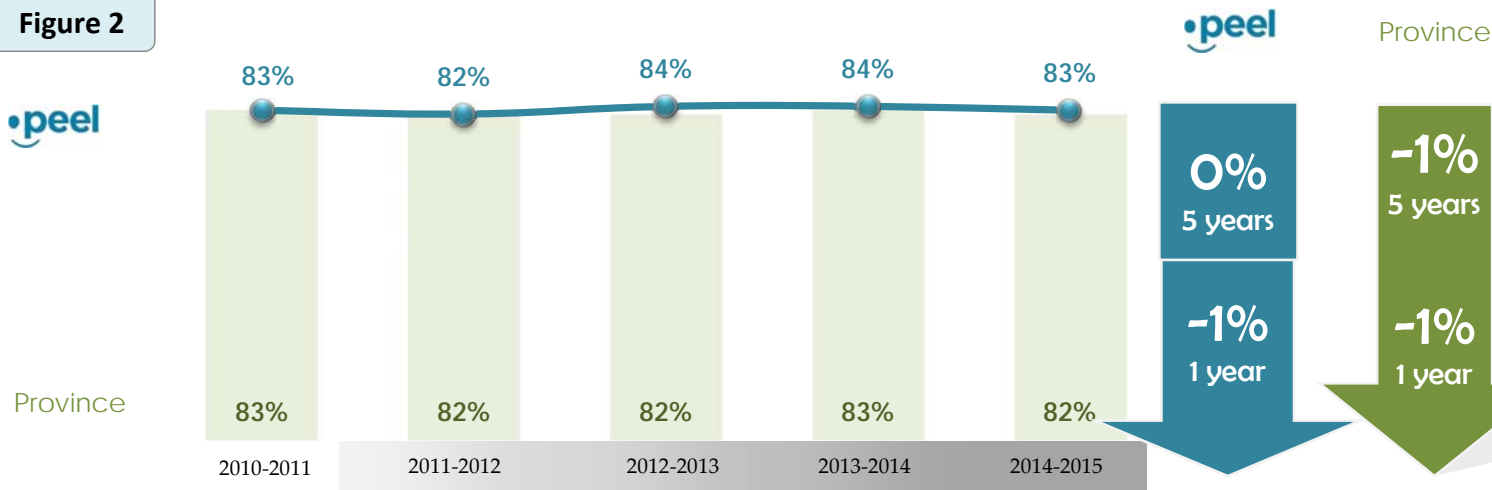
		PDSB		Province	
		First-Time Eligible Students	Previously Eligible Students	First-Time Eligible Students	Previously Eligible Students
Enrolment					
	All students	9 519	2 909	137 620	54 024
	Number of schools	39	38	786	819
Gender					
	Female	47%	39%	49%	39%
	Male	53%	61%	51%	61%
Student Status					
	English language learners	13%	24%	6%	15%
	Students with special education needs (excluding identified gifted)	12%	33%	19%	41%
Level of Study for English					
	Academic	80%	N/A	73%	N/A
	Applied	15%	N/A	21%	N/A
	Locally developed courses	3%	N/A	3%	N/A
	English as a Second Language (ESL) or English Literary Development (ELD) courses	2%	N/A	3%	N/A
OSSLC					
	Students completing the literacy requirement through the OSSLC	N/A	18%	N/A	33%
Language*					
	First language learned at home was other than English	44%	50%	22%	34%
	Speak another language (or other languages) as often as English at home	36%	36%	18%	21%
	Speak only or mostly another language (or other languages) at home	10%	18%	7%	16%

Note: *Based on Student Questionnaire data

C

Fully Participating First-Time Eligible Students TRENDS OVER TIME Percentage of Successful Students

Figure 2

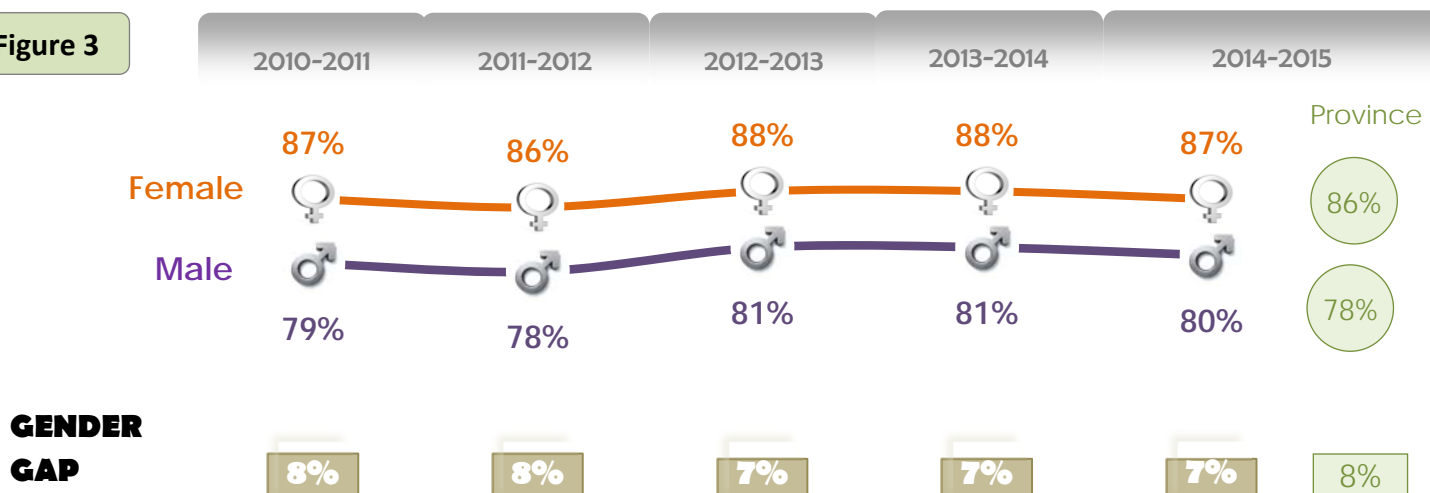


OSSLT results for both the PDSB and the Province have remained relatively constant over the past five years.

D

Fully Participating First-Time Eligible Students GENDER – TRENDS OVER TIME Percentage of Successful Students

Figure 3



GENDER GAP

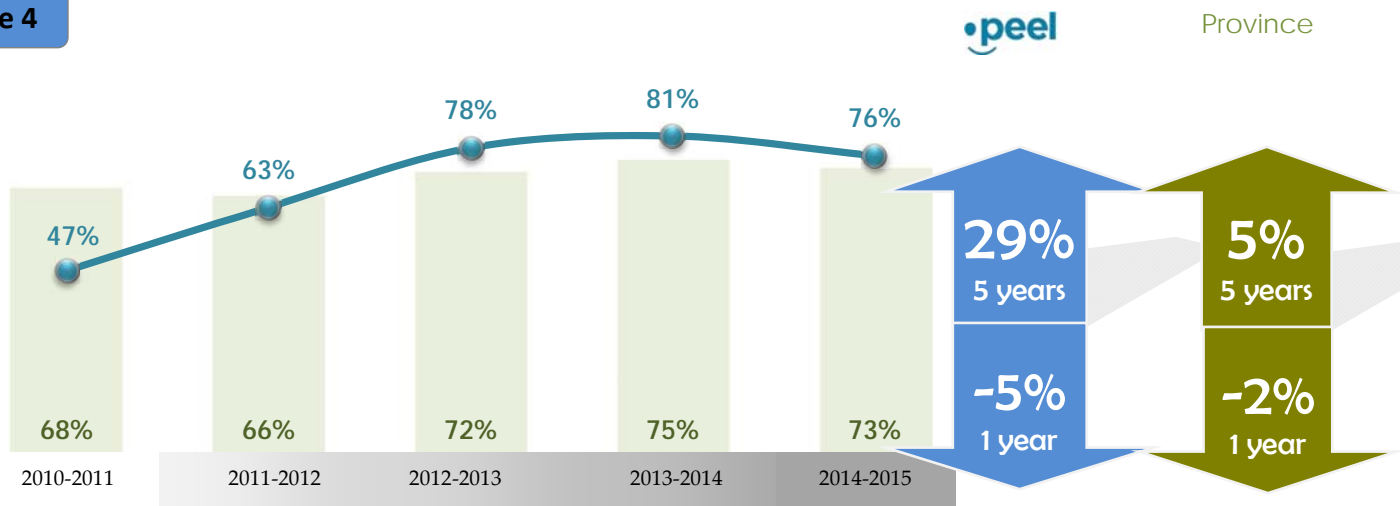


Results for males and females on the OSSLT in the PDSB have remained relatively constant over the past five years. The gap between males and females on the OSSLT in the PDSB have also remained relatively constant over time.

E

Fully Participating First-Time Eligible Students ENGLISH LANGUAGE LEARNERS (ELLs) - TRENDS OVER TIME Percentage of Successful Students

Figure 4

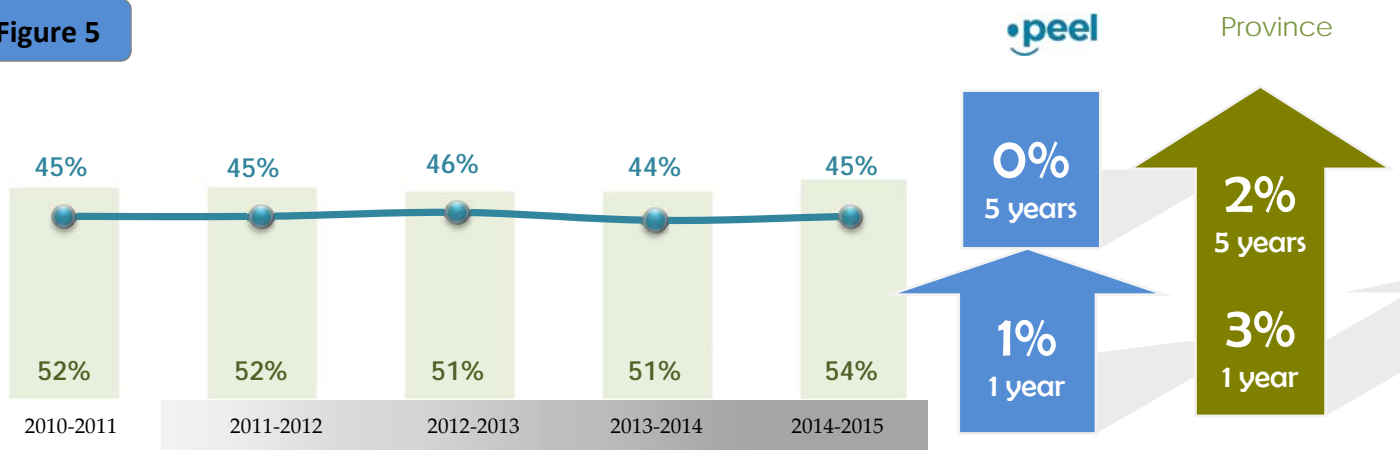


Results for ELLs on the OSSLT for both the PDSB and the Province have been continually increasing over the past five years. Over the past three years, the PDSB has surpassed the province.

F

Fully Participating First-Time Eligible Students Students with Special Education Needs (excluding identified gifted) TRENDS OVER TIME Percentage of Successful Students

Figure 5



Results for Students with Special Education Needs (excluding identified gifted) on the OSSLT in the PDSB have remained relatively constant over time. Over the past five years, the PDSB has been below the province.

The OSSLT student questionnaire results yielded some interesting differences in literacy-related practices for females and males.

Reading Practices

- 10% more females (45%) than males (35%) reported that they read materials written in English for more than three hours a week outside school (not including homework)
- 6% more males (44%) than females (38%) reported that they read non-fiction books in English outside school most weeks compared to 19% more females (85%) than males (66%) reported that they read fiction books
- 21% more females (54%) than males (33%) reported that they read magazines
- 18% more males (44%) than females (26%) reported that they read comics

Writing Practices

- 5% more females (31%) than males (26%) reported that they write in English for more than three hours a week outside school (not including homework)
- 14% more females (40%) than males (26%) reported that they write stories (including fiction) in English outside school most weeks
- 23% more females (38%) than males (15%) reported that they write letters, journals, and diaries
- 13% more females (39%) than males (26%) reported that they write poems and song lyrics

Table 2: OSSLT Student Questionnaire Results – First-time Eligible Students by Gender

Percentage of students in the PDSB indicating that:	Females (N = 4 268)	Males (N = 4 622)
they have a computer in their home.	98%	98%
they use the computer almost every day for homework.	53%	47%
they have the following English language materials at home (print or electronic):		
dictionaries, encyclopedias	89%	84%
books	97%	94%
newspapers	83%	82%
magazines	71%	60%
they read materials written in English outside school for more than three hours a week (not including homework).	45%	35%
they read the following kinds of material in English outside school most weeks:		
non-fiction books, e.g., biographies	38%	44%
comics	26%	44%
Web sites, e-mail, chat messages	96%	94%
letters	29%	25%
magazines	54%	33%
manuals, instructions	39%	54%
newspapers	39%	42%
novels, fiction, short stories	85%	66%
song lyrics, poems	80%	58%
religious or spiritual writings	36%	33%
they write in English outside school for more than three hours a week (not including homework).	31%	26%
they do the following types of writing in English outside school most weeks:		
e-mail, chat messages	97%	95%
letters, journals, diaries	38%	15%
notes, directions, instructions	60%	54%
song lyrics, poems	39%	26%
stories, fiction	40%	26%
work-related writing	67%	67%



This report is available on the Peel District School Board's website.



<https://www.facebook.com/pdsbresearch>



<https://plus.google.com/107966033160902480110/posts>



https://twitter.com/PDSB_Research