



Ontario Secondary School Literacy Test (OSSLT)

Peel District School Board Results 2010-2011



Shawn Moynihan, Ed.D.
Superintendent
Curriculum and Instruction Support Services

Assessment and Accountability Department

Kim Bennett, M.Sc.
Assessment and Accountability Officer

Rosanne Brown, Ed.D.
Assessment and Accountability Officer

Marti Carpenter, B.A.
Testing/Assessment Technician

Elana Gray, M.Sc.
Assessment and Accountability Officer

Paul Favaro, Ph.D.
Chief of Assessment and Accountability

Pat Hare
Administrative Assistant

Tom Lam, B.A.
Assessment and Accountability Analyst

Sumbal Malik, M.Ed.
Assessment and Accountability Officer

Aimee Wolanski, Ed.D.
Assessment and Accountability Officer



Ontario Secondary School Literacy Test (OSSLT)

Peel District School Board Results 2010-2011

TABLE OF CONTENTS

Grade 10 OSSLT: 2010-2011

Summary of Results	1
A. Introduction	2
B. Contextual Information.....	3
C. Overall Achievement for the PDSB	4
D. Fully Participating First-Time Eligible Students – Trends over Time	6
E. First-Time Eligible Students by Gender.....	7
F. First-Time Eligible English Language Learners.....	9
G. First-Time Eligible Students with Special Education Needs (excluding gifted)	11
H. First-Time Eligible Students by Program of Study	13
I. Questionnaire Results for First-Time Eligible Students in the PDSB by Gender: Reading and Writing Practices Outside of School	15

Tables

Table 1: Contextual Information.....	3
Table 2: Previously Eligible Students	4
Table 3: All First-Time Eligible Students by Gender	7
Table 4: All First-Time Eligible English Language Learners.....	9
Table 5: All First-Time Eligible Students with Special Education Needs (excluding gifted)	11
Table 6: All First-Time Eligible Students by Program of Study	13
Table 7: Fully Participating – First-Time Eligible Students by Program of Study Trends over Time.....	14
Table 8: OSSLT Student Questionnaire Results – First-Time Eligible Students by Gender.....	16

Figures

Figure 1: All First-Time Eligible Students.....	4
Figure 2: Fully Participating – First-Time Eligible Students	5
Figure 3: Fully Participating – First-Time Eligible Students – Trends over Time	6
Figure 4: Fully Participating – First-Time Eligible Students by Gender.....	7
Figure 5: Fully Participating – First-Time Eligible Students by Gender – Trends over Time for the PDSB	8
Figure 6: Fully Participating – First-Time Eligible Students by Gender – Trends over Time for the Province.....	8
Figure 7: Fully Participating – First-Time Eligible English Language Learners.....	9
Figure 8: Fully Participating – First-Time Eligible English Language Learners Trends over Time.....	10
Figure 9: Fully Participating – First-Time Eligible Students with Special Education Needs (excluding gifted).....	11
Figure 10: Fully Participating – First-Time Eligible Students with Special Education Needs (excluding gifted) – Trends over Time	12
Figure 11: Fully Participating – First-Time Eligible Students by Program of Study.....	13

Ontario Secondary School Literacy Test (OSSLT) Peel District School Board (PDSB) – 2010-2011

Summary of Results

Results are reported for both **first-time eligible** and **previously eligible students**. There are two reporting methods used to present the results:

- 1) **Fully Participating Students** – is based on students who were assigned an achievement result on the OSSLT. Students who were not working toward an Ontario Secondary School Diploma (OSSD), who were absent, and those who were deferred were excluded.
- 2) **All Students** – is based on all students in the cohort who were working toward an Ontario Secondary School Diploma (OSSD). The only students excluded are those who are not working toward an OSSD (exempt students).

Fully Participating – First-Time Eligible Students

Includes only those students who took the test for the first time

- 83% of fully participating first-time eligible students in the PDSB who wrote the OSSLT were successful. This is the same as the provincial average of 83%.
- 2% fewer students in the PDSB successfully passed this year (83%) compared to five years ago (85%).

Fully Participating – Previously Eligible Students

Includes only those students who retook the test following a previous attempt

- 49% of fully participating previously eligible students in the PDSB who rewrote the OSSLT in March 2011 were successful. This is the same as the provincial average of 49%.
- 20% of previously eligible students in the PDSB are completing the literacy requirement through the Ontario Secondary School Literacy Course (OSSLC). This is 2% lower than the percentage of previously eligible students who are completing the OSSLC across the province (22%).

All First-Time Eligible Students

Includes those students in the cohort who were working toward an OSSD and took the test for the first time

- 79% of all first-time students in the PDSB were successful. This is 2% higher than the provincial average of 77%.

A. Introduction

This report contains an overview of the 2010-2011 Education Quality and Accountability Office (EQAO) provincial assessment results in grade 10 literacy, the *Ontario Secondary School Literacy Test (OSSLT)*. The full Provincial Report can be downloaded from EQAO's website:

<http://www.eqao.com>.

EQAO and OSSLT

EQAO, an independent arm's length agency of the provincial government, conducts a wide range of province-wide assessments. The OSSLT has been in place since 2002. It occurs annually and involves all eligible grade 10 students. The assessment provides both individual and system data on student achievement. Students receive an individual report indicating whether or not they have successfully passed the OSSLT. The results are reported as a single literacy outcome that includes both reading and writing components. School and school board reports are produced locally for parents/guardians and their communities in addition to reports from EQAO (available on EQAO's website).

The purpose of the OSSLT is to ensure that students possess the reading and writing skills that are required by the end of Grade 9 as outlined in *The Ontario Curriculum* across all subject areas. Students are eligible to write the OSSLT for the first time in their second year of secondary school. Successful completion of the OSSLT is one of the 32 requirements for the Ontario Secondary School Diploma (OSSD).

Students in the PDSB and the 2010-2011 OSSLT

All students in Ontario who were registered in Grade 9 during the 2009-2010 school year were eligible to write the OSSLT for the first time on March 31, 2011 ("first-time eligible students"). In March 2011, 10 060 students in the PDSB were eligible to write the test for the first time. Of the 10 060 first-time eligible students, 149 students were absent (1%) and 284 students were deferred (3%). A total of 9 627 (96%) first-time eligible PDSB students fully participated in the OSSLT.

"Previously eligible students" are those students who retook the test following a previous attempt. This category includes students who were not successful when they wrote the test on their first attempt, who were previously absent, or who deferred taking the test. Of the 3 920 students who were previously eligible, 2 297 students fully participated in the OSSLT, 356 students were absent (9%), 476 students were deferred (12%), and 791 previously eligible students (20%) are completing the literacy requirement through the Ontario Secondary Literacy Course (OSSLC).

The OSSLC is an option for students to acquire the literacy graduation requirement. Students must have been eligible to write the OSSLT at least twice, and have not been successful at least once in order to take this course.

B. Contextual Information

Demographic data about students in the PDSB and the province provide valuable contextual information to help with the interpretation of the OSSLT results.

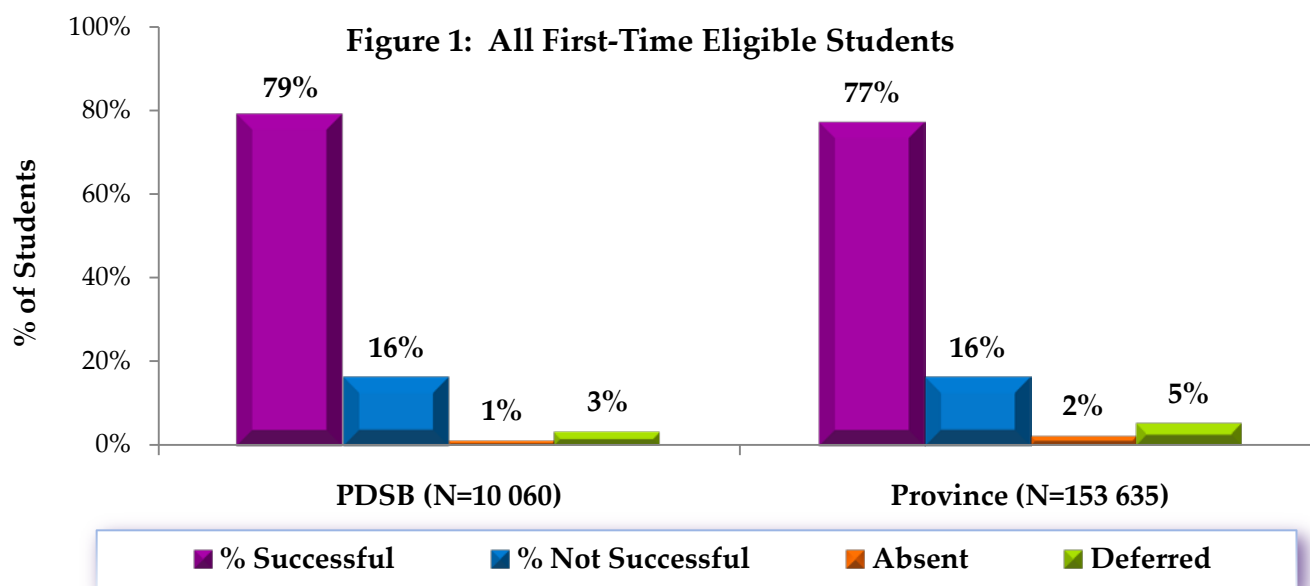
Table 1: Contextual Information	PDSB		Province	
	First-Time Eligible Students (N = 10 060)	Previously Eligible Students (N = 3 920)	First-Time Eligible Students (N = 153 635)	Previously Eligible Students (N = 54 243)
Gender				
Female	48%	38%	49%	40%
Male	52%	62%	51%	60%
Student Status				
English language learners	4%	13%	4%	15%
English language learners receiving special provisions	2%	11%	2%	12%
Students with special education needs (excluding gifted)	13%	31%	17%	35%
Students with special needs receiving accommodations (excluding gifted)	12%	23%	15%	31%
Level of Study for English				
Academic	77%	N/A	69%	N/A
Applied	17%	N/A	24%	N/A
Locally developed courses	3%	N/A	4%	N/A
English as a Second Language (ESL) or English Literacy Development (ELD) course	3%	N/A	2%	N/A
Language* Number of Respondents	9 467	2 242	140 186	28 663
First language learned at home was other than English	43%	54%	22%	34%
Speak only or mostly English at home	57%	42%	75%	61%
Speak another language (or other languages) as often as English at home	33%	37%	18%	21%
Speak only or mostly another language (or other languages) at home	10%	20%	7%	16%

*Based on Student Questionnaire Data

C. Overall Achievement for the PDSB

All First-Time Eligible Students

- 79% of the 10 060 first-time eligible students in the PDSB successfully passed the OSSLT, compared to 77% for the province.
- 3% of the 10 060 first-time eligible students in the PDSB were deferred for the OSSLT, compared to 5% for the province.

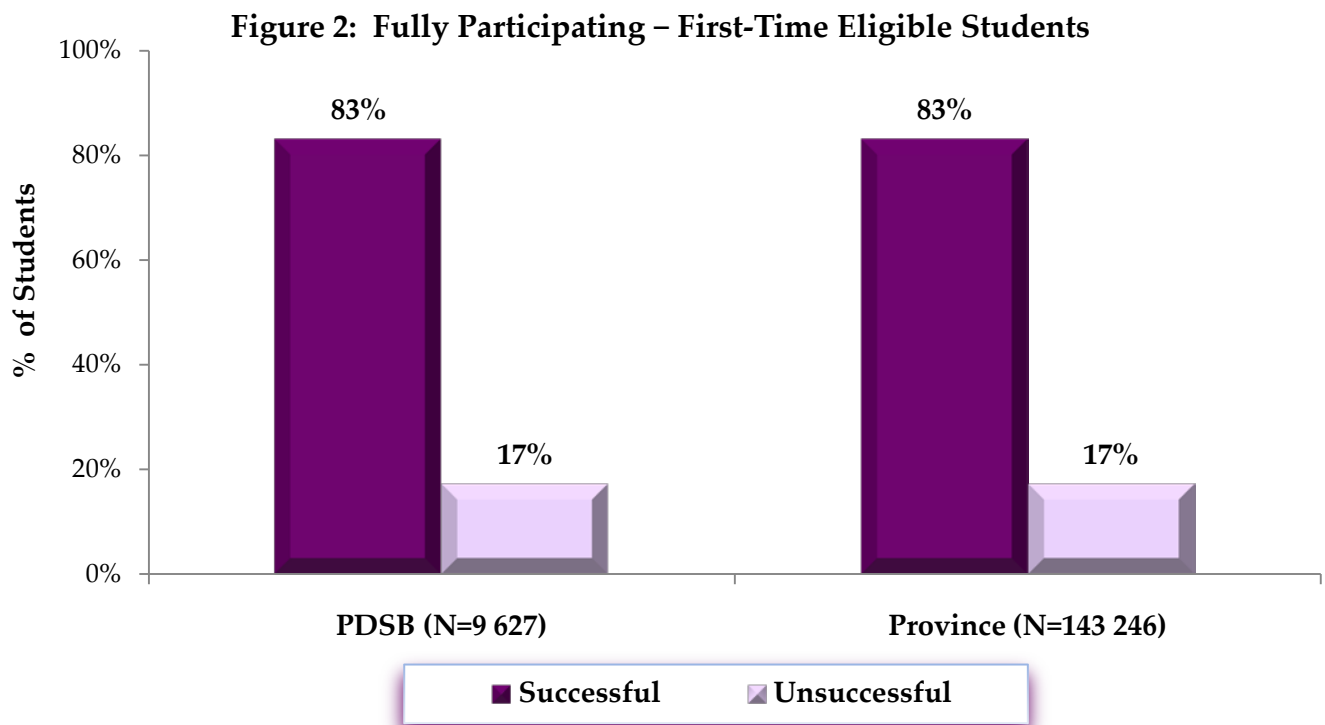


Previously Eligible Students

	PDSB	Province
All previously eligible students	3 920	54 243
Number of previously eligible students who wrote the OSSLT in 2011	2 297	29 539
Percentage of fully participating previously eligible students who successfully passed in March 2011	49%	49%
Percentage of previously eligible students completing the literacy requirement through the OSSLC	20%	22%

Fully Participating – First-Time Eligible Students

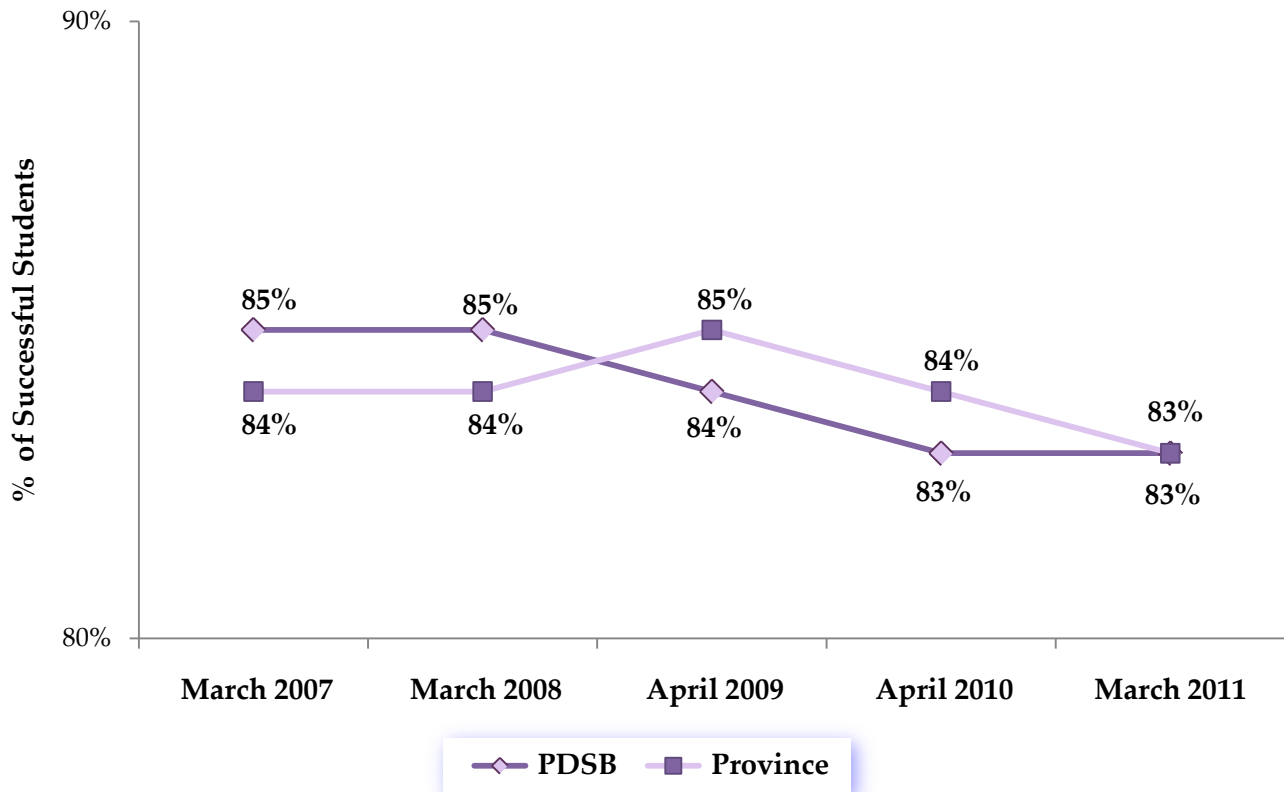
- Of the 9 627 first-time eligible students in the PDSB who wrote the OSSLT, 83% (n = 7 977) were successful and 17% were not successful.
- The percentage of students in the PDSB who successfully passed the OSSLT was the same as the provincial average of 83% (n = 118 961).



D. Fully Participating First-Time Eligible Students – Trends over Time

- 83% of fully participating first-time eligible students in the PDSB successfully passed the OSSLT in March 2011. This is the same when compared to April 2010 (83%).
- 83% of fully participating first-time eligible students in the province successfully passed the OSSLT in March 2011. This is 1% lower when compared to April 2010 (84%).
- 2% fewer students in the PDSB successfully passed in March 2011 (83%) compared to March 2007 (85%).
- 1% fewer students in the province successfully passed the OSSLT in March 2011 (83%) compared to March 2007 (84%).

**Figure 3: Fully Participating – First-Time Eligible Students
Trends over Time**

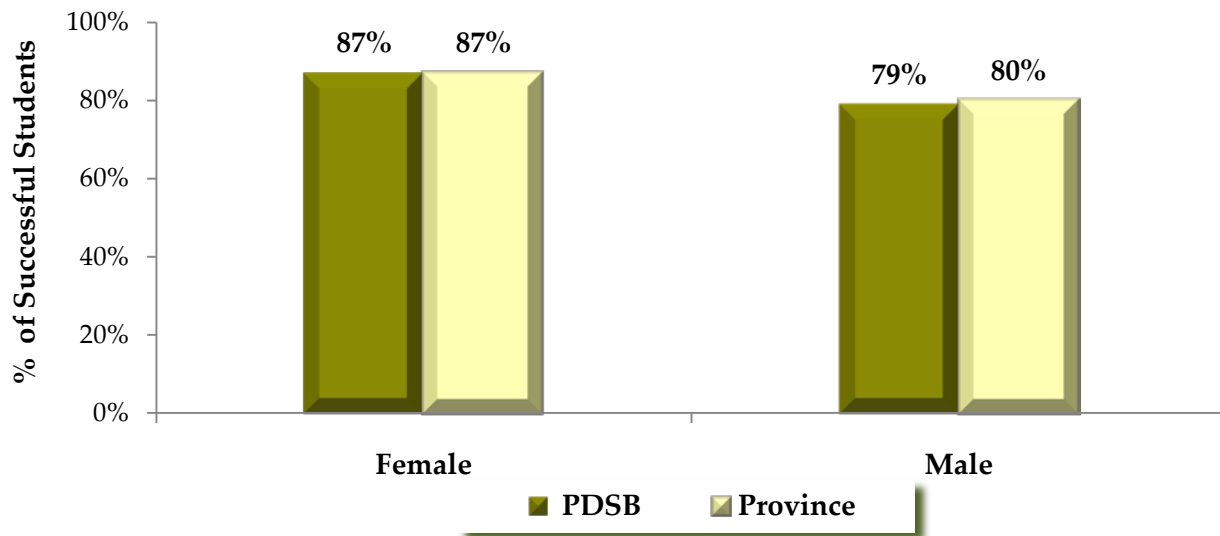


E. First-Time Eligible Students by Gender

Results for Fully Participating First-Time Eligible Students by Gender

- ☐ Of the 4 711 fully participating female students in the PDSB, 87% (n = 4 090) successfully passed the OSSLT. Of the 4 916 fully participating male students in the PDSB, 79% (n = 3 887) successfully passed.
- ☐ Of the 70 606 fully participating female students in the province, 87% (n = 61 154) successfully passed the OSSLT. Of the 72 640 fully participating male students in the province, 80% (n = 57 807) successfully passed.
- ☐ 8% more female students in the PDSB successfully passed the OSSLT compared to male students, and 7% more female students in the province successfully passed the OSSLT compared to male students.

Figure 4: Fully Participating – First-Time Eligible Students by Gender



Results for All First-Time Eligible Students by Gender

Table 3: All First-Time Eligible Students by Gender

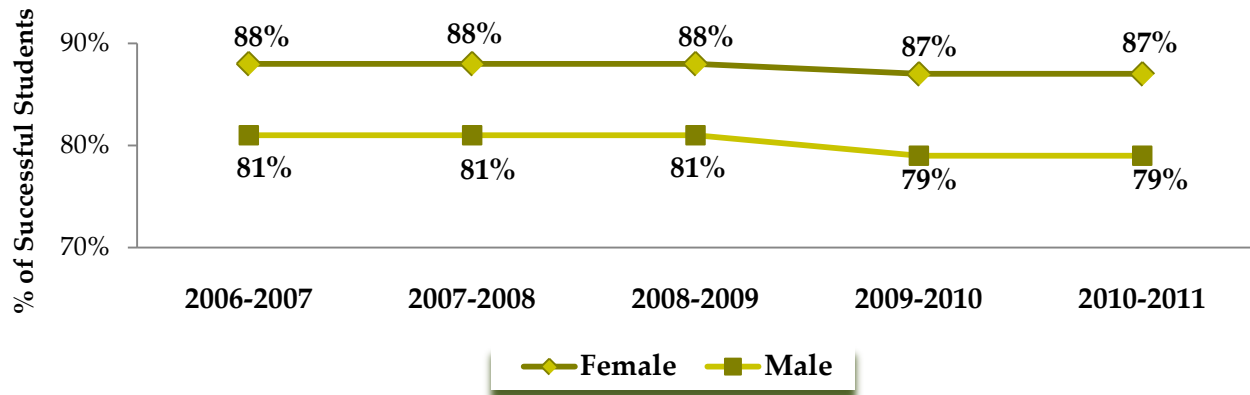
	# All Students*		% Absent		% Deferred	
	Female	Male	Female	Male	Female	Male
PDSB	4 866	5 194	1%	2%	2%	4%
Province	74 954	78 681	2%	2%	4%	6%

Note: *The number of All First-Time Eligible students is based on all students in the cohort who were working toward an OSSD. The only students excluded are those who are not working toward an OSSD (exempt students).

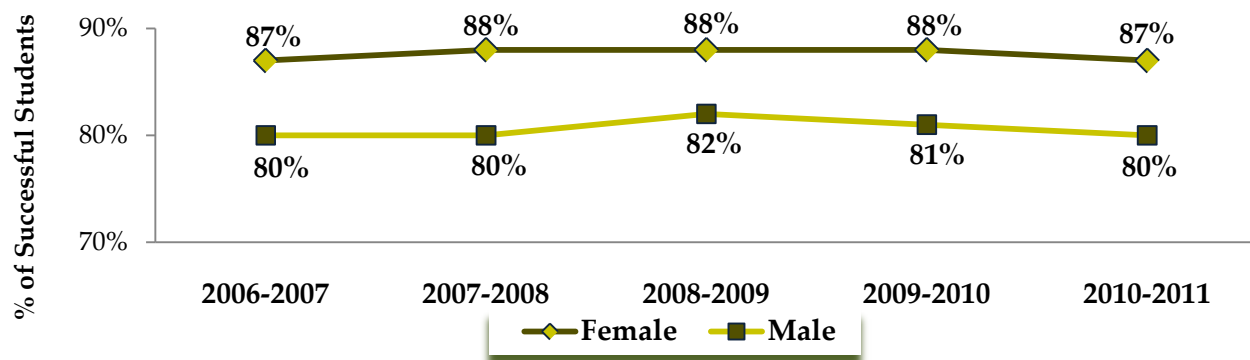
Fully Participating First-Time Eligible Students by Gender – Trends over Time

- When compared to last year's results (2009-2010), the percentage of female students in the PDSB who successfully passed the OSSLT remained the same (87%), and the percentage of female students in the province who successfully passed decreased by 1% (88% to 87%) in 2010-2011.
- When compared to last year's results (2009-2010), the percentage of male students in the PDSB who successfully passed the OSSLT remained the same (79%), and the percentage of male students in the province who successfully passed decreased by 1% (81% to 80%) in 2010-2011.
- When compared to OSSLT results from 2006-2007, the success rate of female students in the PDSB decreased by 1% (88% to 87%), and the success rate of female students in the province remained the same (87%) in 2010-2011.
- When compared to OSSLT results from 2006-2007, the success rate of male students in the PDSB decreased by 2% (81% to 79%), and the success rate of male students in the province remained the same (80%) in 2010-2011.

**Figure 5: Fully Participating – First-Time Eligible Students by Gender
Trends over Time for the PDSB**



**Figure 6: Fully Participating – First-Time Eligible Students by Gender
Trends over Time for the Province**

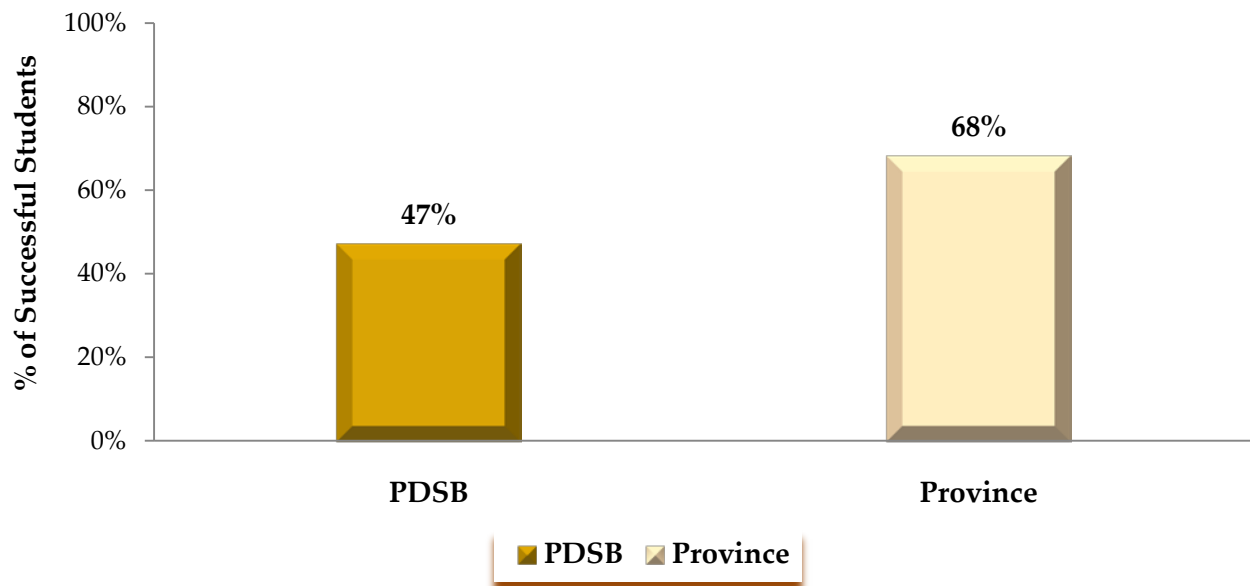


F. First-Time Eligible English Language Learners

Results for Fully Participating First-Time Eligible English Language Learners

- Of the 223 fully participating English language learners in the PDSB, 47% (n = 104) successfully passed the OSSLT.
- Of the 4 505 fully participating English language learners in the province, 68% successfully passed the OSSLT.

Figure 7: Fully Participating – First-Time Eligible English Language Learners



Results for All First-Time Eligible English Language Learners

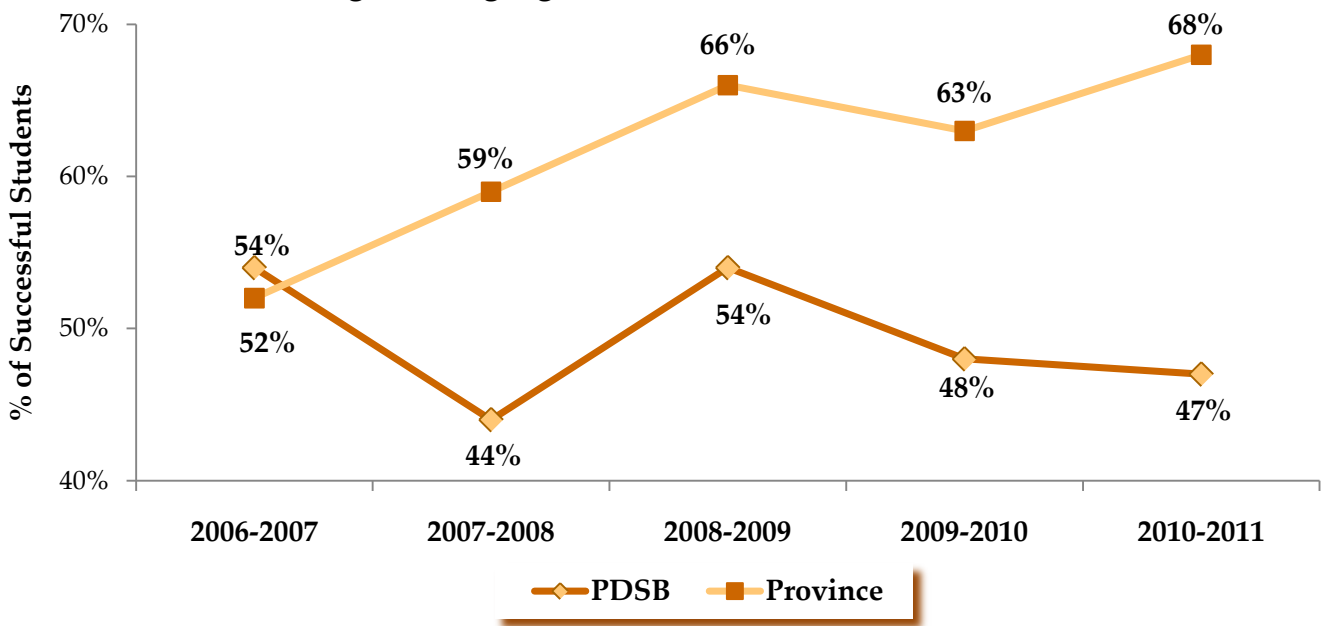
Table 4: All First-Time Eligible English Language Learners

	# All Students	% Absent	% Deferred
PDSB	358	3%	35%
Province	6 854	2%	32%

Fully Participating First-Time Eligible English Language Learners – Trends over Time

- When compared to last year's results (2009-2010), the percentage of English language learners in the PDSB who successfully passed the OSSLT decreased by 1% (48% to 47%), and the percentage of English language learners in the province who successfully passed increased by 5% (63% to 68%) in 2010-2011.
- When compared to OSSLT results from 2006-2007, the success rate of English language learners in the PDSB decreased by 7% (54% to 47%) in 2010-2011.
- When compared to OSSLT results from 2006-2007, the success rate of English language learners in the province increased by 16% (52% to 68%) in 2010-2011.

**Figure 8: Fully Participating – First-Time Eligible
English Language Learners – Trends over Time**

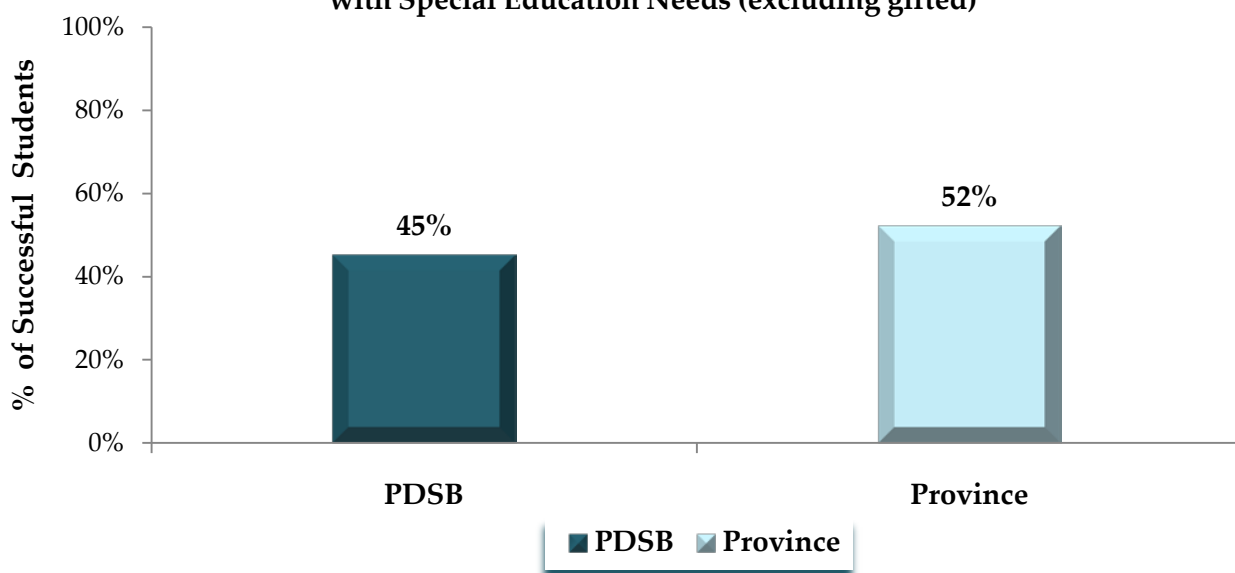


G. First-Time Eligible Students with Special Education Needs (excluding gifted)

Results for Fully Participating First-Time Eligible Students with Special Education Needs (excluding gifted)

- Of the 1 137 fully participating students with special education needs (excluding gifted) in the PDSB, 45% (n = 514) successfully passed the OSSLT.
- Of the 22 776 fully participating students with special education needs (excluding gifted) in the province, 52% successfully passed the OSSLT.

Figure 9: Fully Participating – First-Time Eligible Students with Special Education Needs (excluding gifted)



Results for All First-Time Eligible Students with Special Education Needs (excluding gifted)

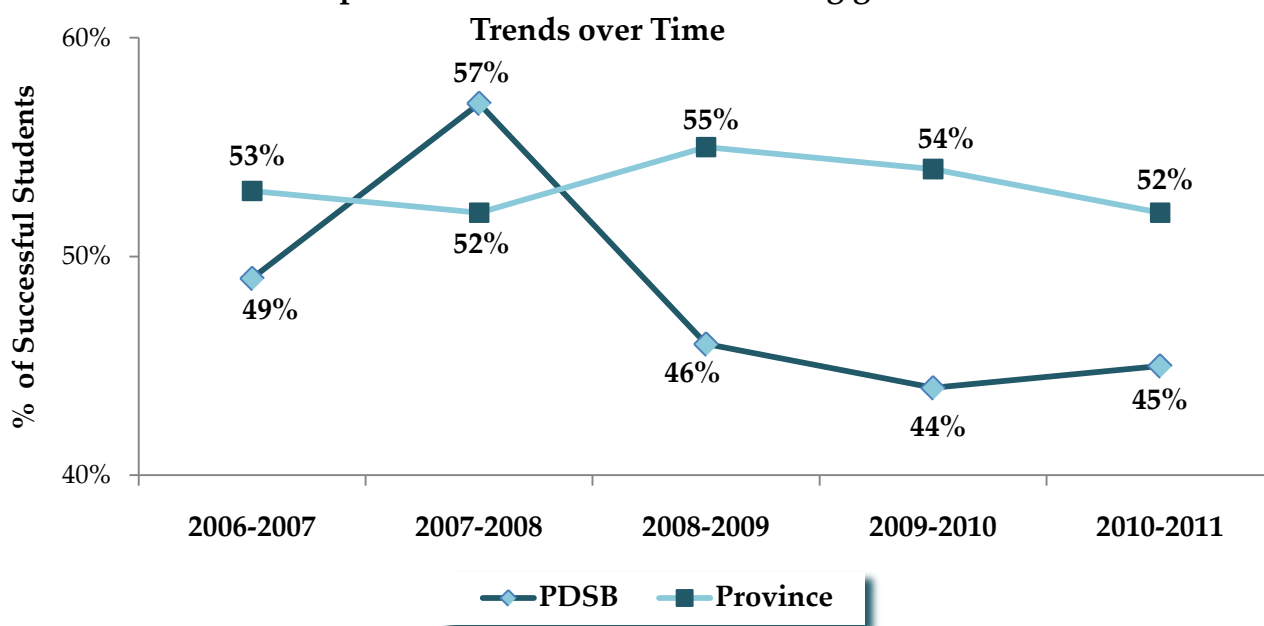
Table 5: All First-Time Eligible Students with Special Education Needs (excluding gifted)

	# All Students	% Absent	% Deferred
PDSB	1 265	4%	6%
Province	26 590	3%	11%

Fully Participating First-Time Eligible Students with Special Education Needs (excluding gifted) – Trends over Time

- When compared to last year's results (2009-2010), the percentage of students with special education needs (excluding gifted) in the PDSB who successfully passed the OSSLT increased by 1% (44% to 45%), and the percentage of students with special education needs (excluding gifted) in the province who successfully passed decreased by 2% (54% to 52%) in 2010-2011.
- When compared to OSSLT results from 2006-2007, the success rate of students with special education needs (excluding gifted) in the PDSB decreased by 4% (49% to 45%) in 2010-2011.
- When compared to OSSLT results from 2006-2007, the success rate of students with special education needs (excluding gifted) in the province decreased by 1% (53% to 52%) in 2010-2011.

Figure 10: Fully Participating – First-Time Eligible Students with Special Education Needs (excluding gifted)

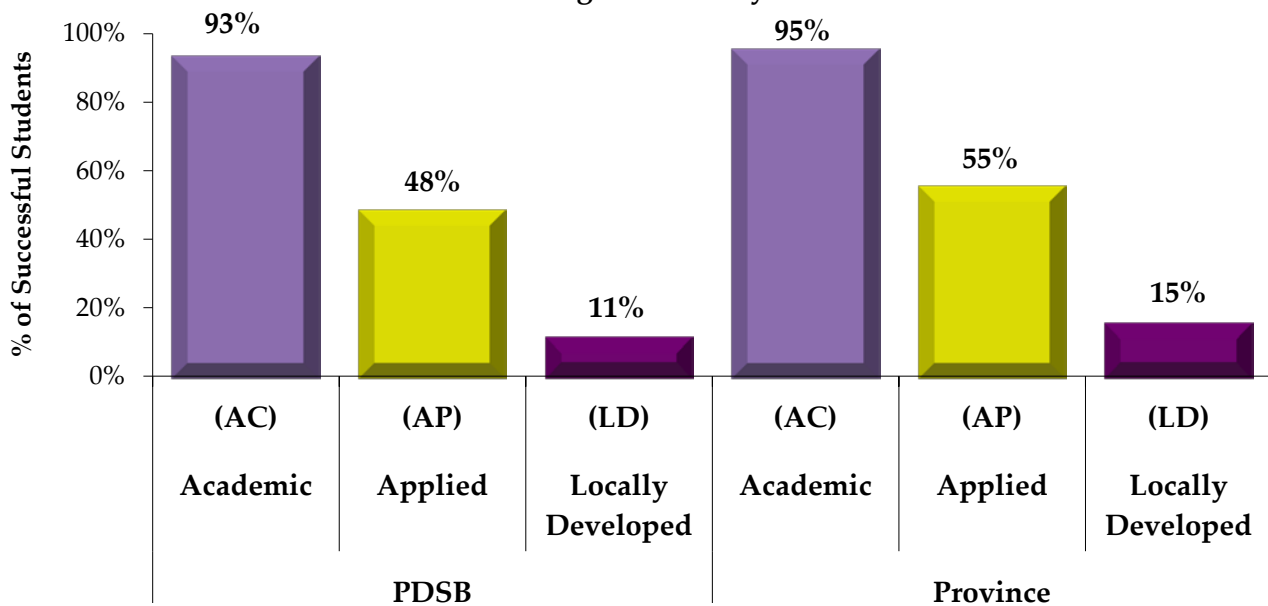


H. First-Time Eligible Students by Program of Study

Results for Fully Participating First-Time Eligible Students by Program of Study

- Of the 7 681 fully participating students in the PDSB enrolled in Academic English courses (AC), 93% (n = 7 148) were successful. In comparison, of the 104 274 fully participating students in the province enrolled in Academic English courses, 95% were successful.
- Of the 1 583 fully participating students in the PDSB enrolled in Applied English courses (AP), 48% (n = 755) were successful. In comparison, of the 33 149 fully participating students in the province enrolled in Applied English courses, 55% were successful.
- Of the 229 fully participating students in the PDSB enrolled in Locally Developed English courses (LD), 11% (n = 26) were successful. In comparison, of the 3 252 fully participating students in the province enrolled in Locally Developed English courses, 15% were successful.

Figure 11: Fully Participating – First-Time Eligible Students by Program of Study



Results for All First-Time Eligible Students by Program of Study

Table 6: All First-Time Eligible Students by Program of Study

	# All Students			% Absent			% Deferred		
	AC	AP	LD	AC	AP	LD	AC	AP	LD
PDSB	7 758	1 710	311	1%	4%	7%	<1%	4%	19%
Province	106 194	36 362	5 557	1%	4%	6%	1%	5%	35%

Fully Participating First-Time Eligible Students by Program of Study Trends over Time

- ✚ When compared to last year's OSSLT results (2009-2010), the percentage of students in the PDSB enrolled in Academic English courses (AC) who successfully passed increased by 1% (92% to 93%). The percentage of students in the province enrolled in AC courses who successfully passed the OSSLT remained the same (95%) in 2010-2011.
- ✚ When compared to last year's OSSLT results (2009-2010), the percentage of students in the PDSB enrolled in Applied English courses (AP) who successfully passed decreased by 4% (52% to 48%). The percentage of students in the province enrolled in AP courses who successfully passed the OSSLT decreased by 5% (60% to 55%) in 2010-2011.
- ✚ When compared to last year's OSSLT results (2009-2010), the percentage of students in the PDSB enrolled in Locally Developed English courses (LD) who successfully passed increased by 2% (9% to 11%) . The percentage of students in the province enrolled in LD courses who successfully passed the OSSLT decreased by 4% (19% to 15%).
- ✚ When compared to OSSLT results from 2006-2007, the success rates of students in the PDSB enrolled in AC, AP, and LD courses decreased by 1% (94% to 93%), 11% (59% to 48%), and 6% (17% to 11%), respectively in 2010-2011.
- ✚ When compared to OSSLT results from 2006-2007, the success rates of students in the province enrolled in AC, AP, and LD courses remained the same (95%), and decreased by 7% (62% to 55%), and 6% (21% to 15%), respectively in 2010-2011.

**Table 7: Fully Participating – First-Time Eligible Students by Program of Study
Trends over Time**

		2006-2007	2007-2008	2008-2009	2009-2010	2010-2011	Previous Year Comparison	Five-Year Comparison
PDSB	AC	94%	94%	94%	92%	93%	+1%	-1%
	AP	59%	58%	55%	52%	48%	-4%	-11%
	LD	17%	15%	11%	9%	11%	+2%	-6%
Province	AC	95%	95%	96%	95%	95%	0%	0%
	AP	62%	62%	62%	60%	55%	-5%	-7%
	LD	21%	20%	21%	19%	15%	-4%	-6%

I. Questionnaire Results for First-Time Eligible Students in the PDSB by Gender: Reading and Writing Practices Outside of School

The OSSLT student questionnaire results yielded some interesting differences in literacy-related practices for females and males.

Reading Practices

- 12% more females (44%) than males (32%) reported that they read materials written in English for more than three hours a week outside school (not including homework)
- 5% more males (43%) than females (38%) reported that they read non-fiction books in English outside school most weeks
- 23% more females (86%) than males (63%) reported that they read fiction (including novels and short stories) in English outside school most weeks

Writing Practices

- 6% more females (33%) than males (27%) reported that they write in English for more than three hours a week outside school (not including homework)
- 9% more females (40%) than males (31%) reported that they write stories (including fiction) in English outside school most weeks

Table 8: OSSLT Student Questionnaire Results – First-time Eligible Students by Gender

Percentage of students in the PDSB indicating that:	Females (N = 4 656)	Males (N = 4 811)
they have a computer in their home.	99%	98%
they use the computer almost every day for homework.	50%	45%
they have the following English language materials at home:		
dictionaries, encyclopedias (print or electronic)	94%	90%
books	97%	92%
newspapers	89%	87%
magazines	83%	72%
they read materials written in English outside school for more than three hours a week (not including homework).	44%	32%
they read the following kinds of material in English outside school most weeks:		
non-fiction books, e.g., biographies	38%	43%
comics	34%	47%
web sites, e-mail, chat messages	94%	90%
letters	38%	31%
magazines	75%	53%
manuals, instructions	38%	53%
newspapers	50%	56%
novels, fiction, short stories	86%	63%
song lyrics, poems	82%	60%
religious or spiritual writings	34%	32%
they write in English outside school for more than three hours a week (not including homework).	33%	27%
they do the following types of writing in English outside school most weeks:		
e-mail, chat messages	96%	93%
letters, journals, diaries	44%	16%
notes, directions, instructions	55%	49%
song lyrics, poems	48%	36%
stories, fiction	40%	31%
work-related writing	60%	57%

This report is available on the Peel District School Board's website: <http://www.peelschools.org>



Click on this icon: